



PSD-SPA Adapter Bracket Installation Instructions

Introduction

Thank you for purchasing the PSD-SPA adapter bracket from Premier Mounts. The PSD-SPA adapter bracket will be used with any length support tubes (sold separately) and floor stand/base. There are a number of mounting options that are available with the PSD-SPA adapter bracket. Your mounting environment will dictate which flat panel mount will be used.

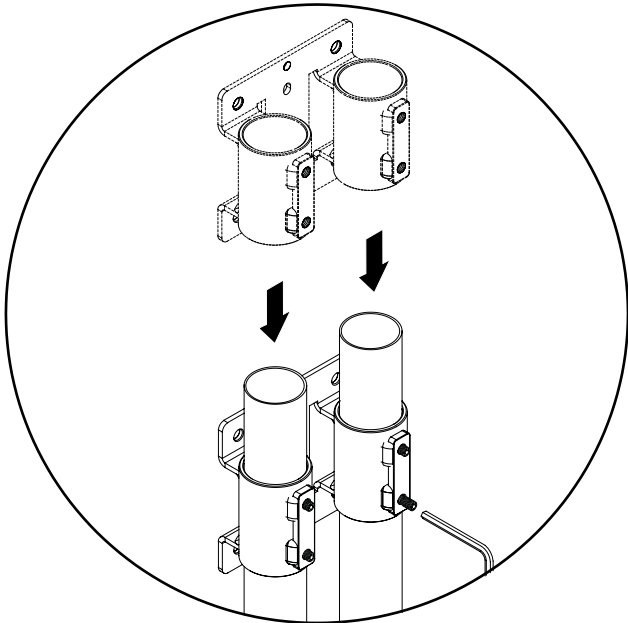


CREATING POSITIVE CUSTOMER EXPERIENCES

3130 East Miraloma Avenue, Anaheim, CA 92806 USA

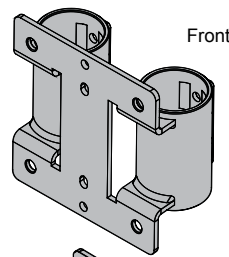
USA and Canada

Phone: 1.800.368.9700 Fax: 1.800.832.4888

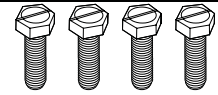


- 1 Assemble base/stand and support poles.
- 2 Slide the PSD-SPA over and down the support poles. Make sure the front of the PSD-SPA is facing forward.
- 3 Determine the viewing height of the flat panel.
- 4 Insert four (4) M8 x 10mm set screws. Tighten these set screws using the M4 Allen wrench (supplied).

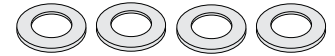
Parts List



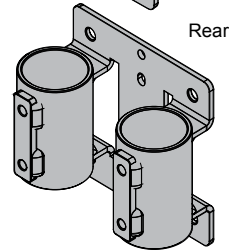
Front



M10 x 12mm Hex Head Bolt (Qty 4)



M10 Flat Washers (Qty 4)




Rear



M8 x 10mm Set Screw (Qty 4)

PSD-SPA Bracket (Qty 1)



M4 Allen Wrench (Qty 1)

PREMIER MOUNTS

LIMITED LIFETIME WARRANTY

What and Who is Covered by this Limited Warranty and for How Long

Premier Mounts warrants this product to be free from defects in material and workmanship for the lifetime of the original owner of this product. The limited warranty is valid only for the original purchaser of the product.

What Premier Mounts Will Do

At the sole option of Premier Mounts, Premier Mounts will repair or replace any product or product part that is defective. If Premier Mounts chooses to replace a defective product or part, a replacement product or part will be shipped to you at no charge, but you must pay any labor costs.

What is Not Covered; Limitations

PREMIER MOUNTS DISCLAIMS ANY LIABILITY FOR DAMAGE TO MOUNTS, ADAPTERS, DISPLAYS, PROJECTORS, OTHER PROPERTY, OR PERSONAL INJURY RESULTING, IN WHOLE OR IN PART, FROM IMPROPER INSTALLATION, MODIFICATION, USE OR MISUSE OF ITS PRODUCTS. PREMIER MOUNTS DISCLAIMS ALL OTHER WARRANTIES, EXPRESS OR IMPLIED, INCLUDING WARRANTIES OF MERCHANTABILITY AND FITNESS FOR A PARTICULAR PURPOSE. PREMIER MOUNTS IS NOT RESPONSIBLE FOR INCIDENTAL OR CONSEQUENTIAL DAMAGES, INCLUDING BUT NOT LIMITED TO, INABILITY TO USE ITS PRODUCTS OR LABOR COSTS FOR REMOVING AND REPLACING DEFECTIVE PRODUCTS OR PARTS. SOME STATES DO NOT ALLOW THE EXCLUSION OR LIMITATION OF INCIDENTAL OR CONSEQUENTIAL DAMAGES, SO THE ABOVE LIMITATION OR EXCLUSION MAY NOT APPLY TO YOU.

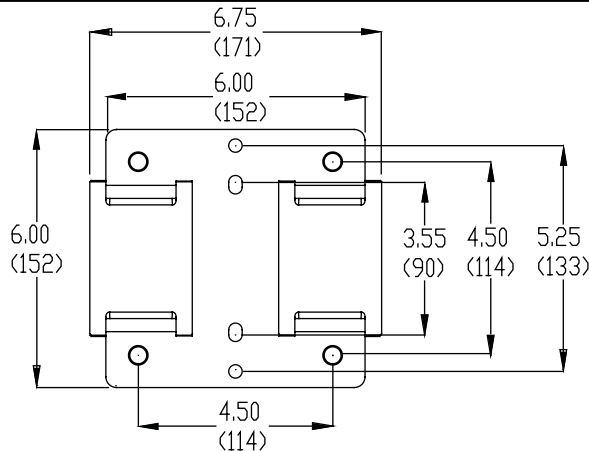
What Customers Must Do for Limited Warranty Service

If you discover a problem that you think may be covered by the warranty you MUST REPORT it in writing to the address below within thirty (30) days. Proof of purchase (an original sales receipt) from the original consumer purchaser must accompany all warranty claims. Warranty claims must also include a description of the problem, the purchaser's name, address, and telephone number. General inquiries can be addressed to Premier Mounts Customer Service at 1-800-368-9700. Warranty claims will not be accepted over the phone or by fax.

Premier Mounts
Attn: Warranty Claim
3130 East Miraloma Ave.
Anaheim, CA 92806

How State Law Applies

THIS WARRANTY GIVES YOU SPECIFIC LEGAL RIGHTS, AND YOU MAY ALSO HAVE OTHER RIGHTS WHICH VARY FROM STATE TO STATE.



NORTH AMERICA

3130 East Miraloma Avenue
Anaheim, CA 92806 USA
USA and Canada
Phone: 1.800.368.9700
Fax: 1.800.832.4888
Other Locations
Phone: (001).714.632.7100
Fax: (001).714.632.1044

EUROPE

Unit 3, The Moorings Business Park,
Channel Way, Longford,
Coventry, CV6 6RH, UK
Phone: +44 (0)24 7664 4105
Fax: +44 (0)24 7664 4165